


Waterford Public Library



Downloading eBooks and audiobooks using OverDrive's Libby App




To create your Libby account:

- Download the free Libby app from your device's app store. 
- Open the app & follow the prompts to find your library.
(Waterford Public Library is part of Library Connection for this service)
- Tap *Add Your Card* to sign in with your library card number.

When you want to borrow:

1. Open the Libby app.
2. Tap on the Search box  at the top to search for a title, or scroll to *Popular Collections*.
3. Tap on the cover of the title & format (book or audio) that you want to borrow. (Audio books are indicated by a  icon.)
4. Tap on *Borrow*, or tap on *Place Hold* to go on the waiting list.
5. Tap on the book cover to read or listen.

Other:

- Items automatically come off your device when due.
- There are no overdue fines.
- Maximum of 10 checkouts at one time; 10 holds at one time.
- Items circulate for a maximum of 21 days.
- To search and borrow items, tap *Library* at bottom left.
- To read your current title, tap the middle circle at the bottom.
- To see your loans and holds, tap *Shelf* at the bottom right.
- To renew items or return items early, tap the book cover on the Loans page and select the action.
- To change Hold Notifications or Download Settings use the  to get to the main menu.

Libby Help:

<https://help.libbyapp.com/>