



Waterford Public Library

Downloading eBooks and audiobooks using OVERDRIVE®


What you will need the first time you use the app:

- Waterford Public Library card
- OverDrive App 
- Open the App & create an OverDrive account by selecting your library:
(Waterford Public Library is part of Library Connection for this service)
- Email address


When you want to borrow:

1. Open the OverDrive App.
2. Tap "Add a title".
3. Tap on the Search box to search for a title.
4. Tap on the cover of the title & format (book or audio) that you want to borrow.
5. Tap on "Borrow". (You will receive a confirmation message.)
6. Tap on "Add to App".
7. Swipe to the right or use the  to view your Bookshelf.
8. Tap on the book cover to read or listen.

Other:

- Items automatically come off your device when due.
- There are no overdue fines.
- 10 checkouts at one time; 10 holds at one time.
- Items circulate for a maximum of 21 days.
- To get to the main menu, swipe to the right or use the .
- To get to the home page, swipe to the right and tap Library Connection.
- In the main menu, tap Library Connection to get to the search page.
- In the main Menu, tap Bookshelf to see your items.

How to return items early:

- Go to your Bookshelf by swiping to the right or use the .
- Tap and hold book cover.
- Tap Return to Library and confirm with "Yes".

OverDrive Help:
<http://tinyurl.com/gs65925>

49 Rope Ferry Road, Waterford CT 06385
860-444-5805